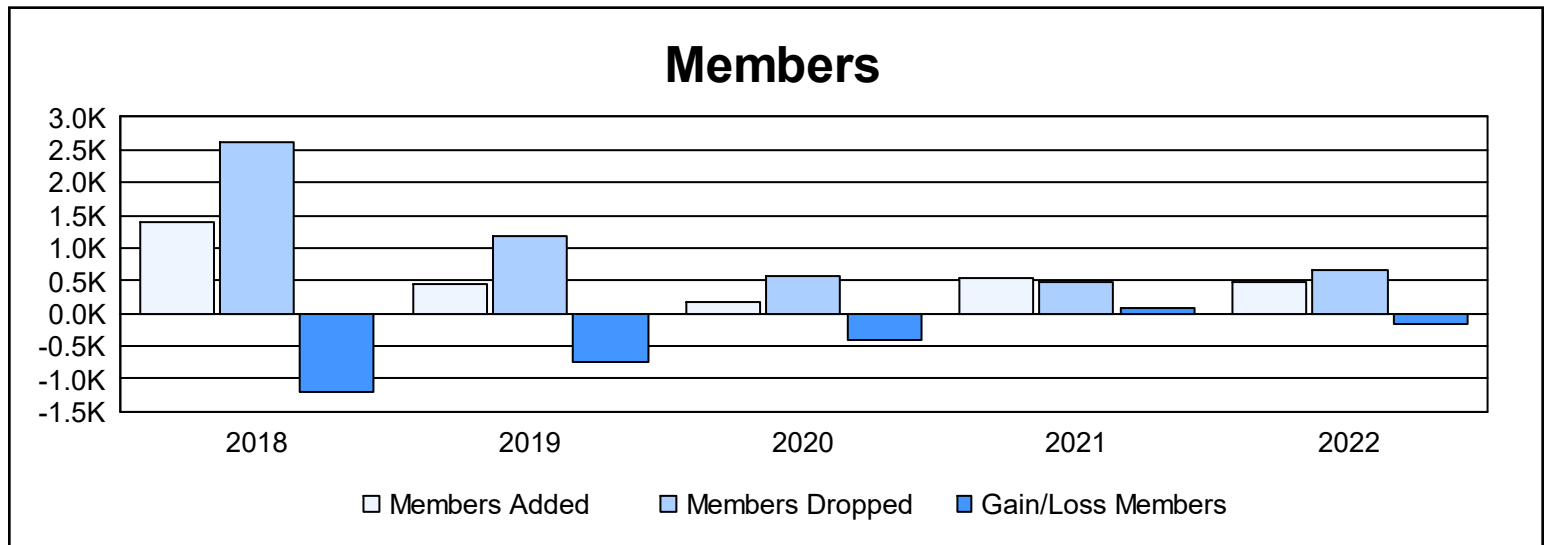
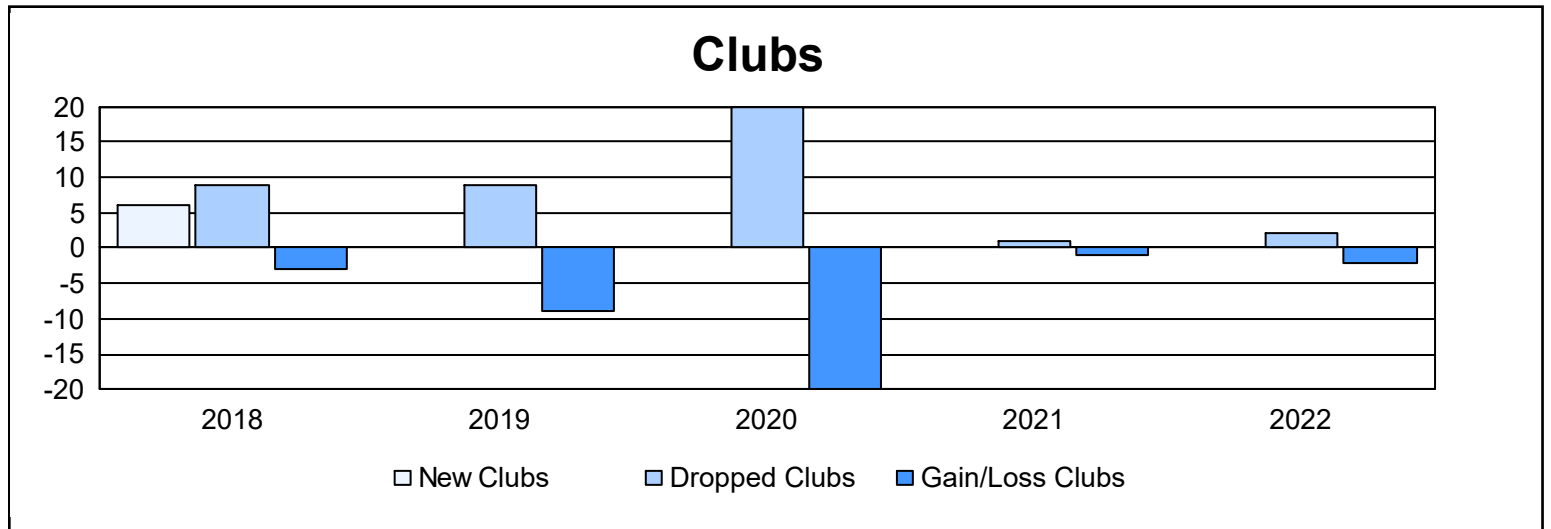
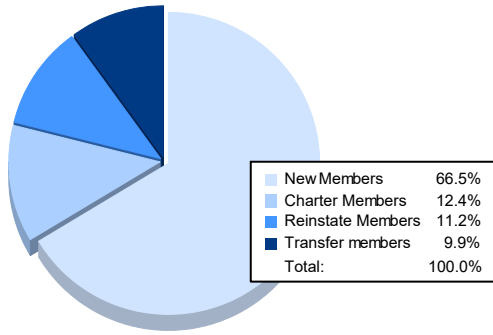


Year	New Clubs	Dropped Clubs	Gain/ Loss Clubs	New Members	Charter Members	Reinstate Members	Transfer Members	Total Member Added	Total Members Dropped	Gain/ Loss Members
2017-2018	6	9	-3	884	321	157	45	1,407	2,608	-1,201
2018-2019	0	9	-9	209	124	66	46	445	1,173	-728
2019-2020	0	20	-20	3	56	77	24	160	561	-401
2020-2021	0	1	-1	347	56	115	22	540	472	68
2021-2022	0	2	-2	315	59	53	47	474	648	-174
Average	1	8	-7	352	123	94	37	605	1,092	-487



Membership Composition June 2022 Cumulative



Gender Composition June 2022 Cumulative

